



Opportunitynowhere
Opportunitynowhere
Opportunitynowhere



56

280

Opportunitynowhere



Sleep

Hydration

(Revise)

Exercise

Diet



Advice and tips from Heads of department

English:

Refer to your Revision and Homework Schedule provided by your class teacher – complete the homework tasks and revision expectations for Language and Literature.

Maths:

Maths students should use their PLCs to practice the suggested exam questions, checking their answers after each question.

Science:

Use your revision guides and the 15 week plan to revise the topic areas identified in Biology, Chemistry and Physics, this revision work is to be shown to your teacher on a fortnightly basis. In addition to this, students should be practicing past paper questions, which can be found by following the QR code.





Advice and tips from Heads of department

Geography:

Use your revision guide to produce graphic organisers/flash cards (homework) and to help you answer past paper questions. Know your case studies (examples).

Philosophy and Ethics:

Weekly home work questions to Mr Cloves and AQA Religious Studies A past papers – the more you do the more Mr Cloves will mark!

History:

History students should make use of Seneca and their revision guides to keep up to date on revision. Remember, little and often is the best way to remember things.





Advice and tips from Heads of department

Art:

Students have two projects to complete. Details are on class charts. Intervention sessions are also available at lunchtime and after school.

French:

Students should use their sentence builder booklets provided to write out general conversation question answers in their red books and should be memorising the answers already completed. They should also learn the PALM W sheet to support them in answering Photo Card questions.



Advice and tips from Heads of department

Design & Technology:

NEA coursework: Use your progress RAG sheets to complete each section of your NEA coursework. Intervention sessions are available, please speak to your class teacher.

Written exam: Use your topic booklets to produce flashcards and answer past exam questions.





Form time and P6

- Students have been identified for Maths **or** English **or** Science intervention during form time. This is both targeted and compulsory.
- All these sessions have been informed by mock exam data interrogation and student needs.





Year 11 revision strategies

- Everyone revises in different ways and subjects often require different approaches to revision.
- You will need to work out what works best for you if you already haven't.
- You will also need to identify the best place/environment for you to revise allowing you to concentrate.





How long should I revise for?

- You should be revising for approximately 2-hours a day.
- In most subjects, homework will have a revision/recall focus.
- Avoid revising for longer than 60-minutes at a time.
Chunk this into 3 x 20-minute slots.
- Take a break in between sessions.





Other advice

- Avoid having your mobile phone out when revising so that you are not distracted.
- Additionally, avoid going on your phone immediately before bedtime.





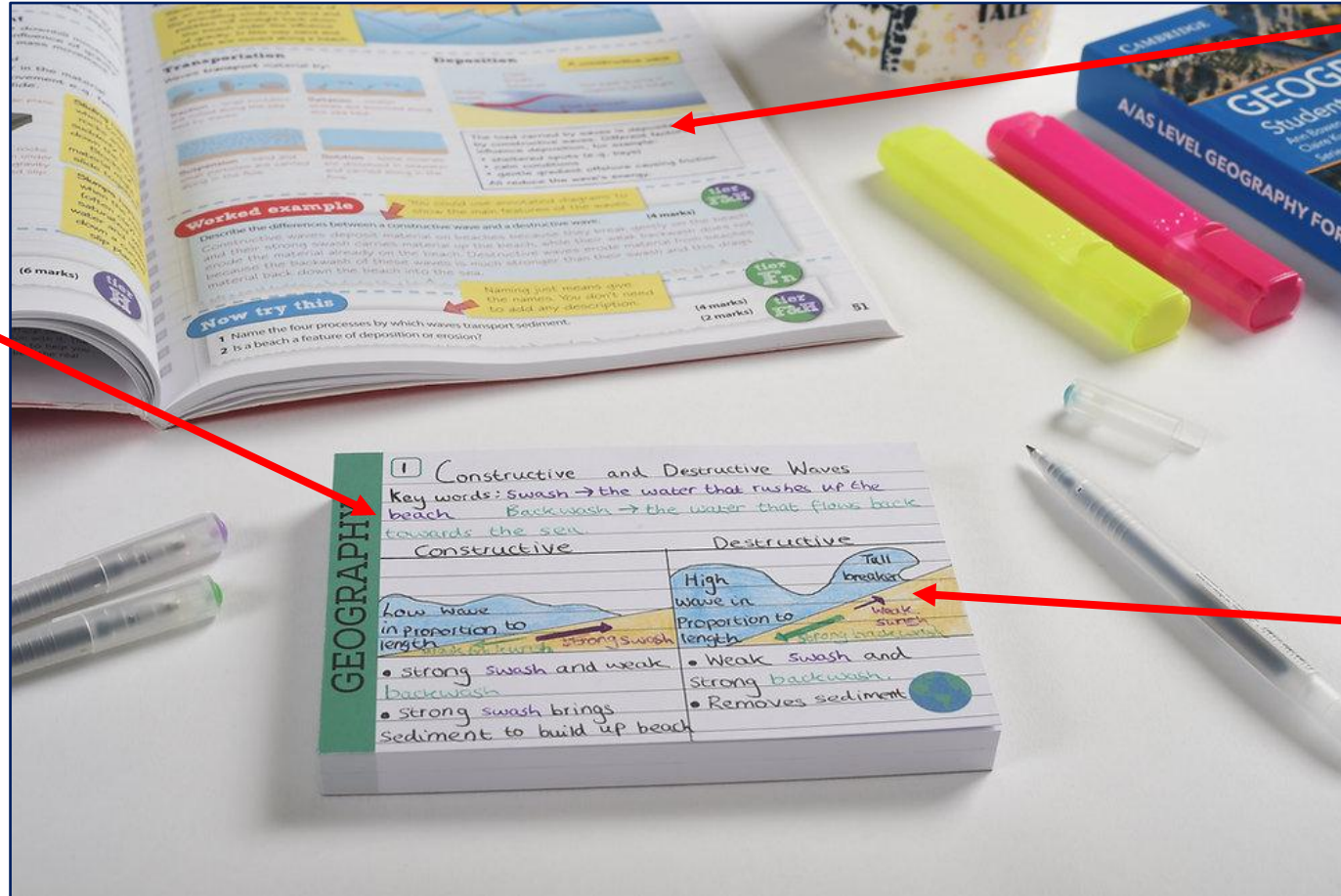
What are some of the best strategies for revision?

- Flash cards.
- Mind maps.
- Past papers and exam-style questions.
- Revision workbooks.
- Graphic organisers.
- Quizzing (verbal testing).



What does a good revision flash card look like?

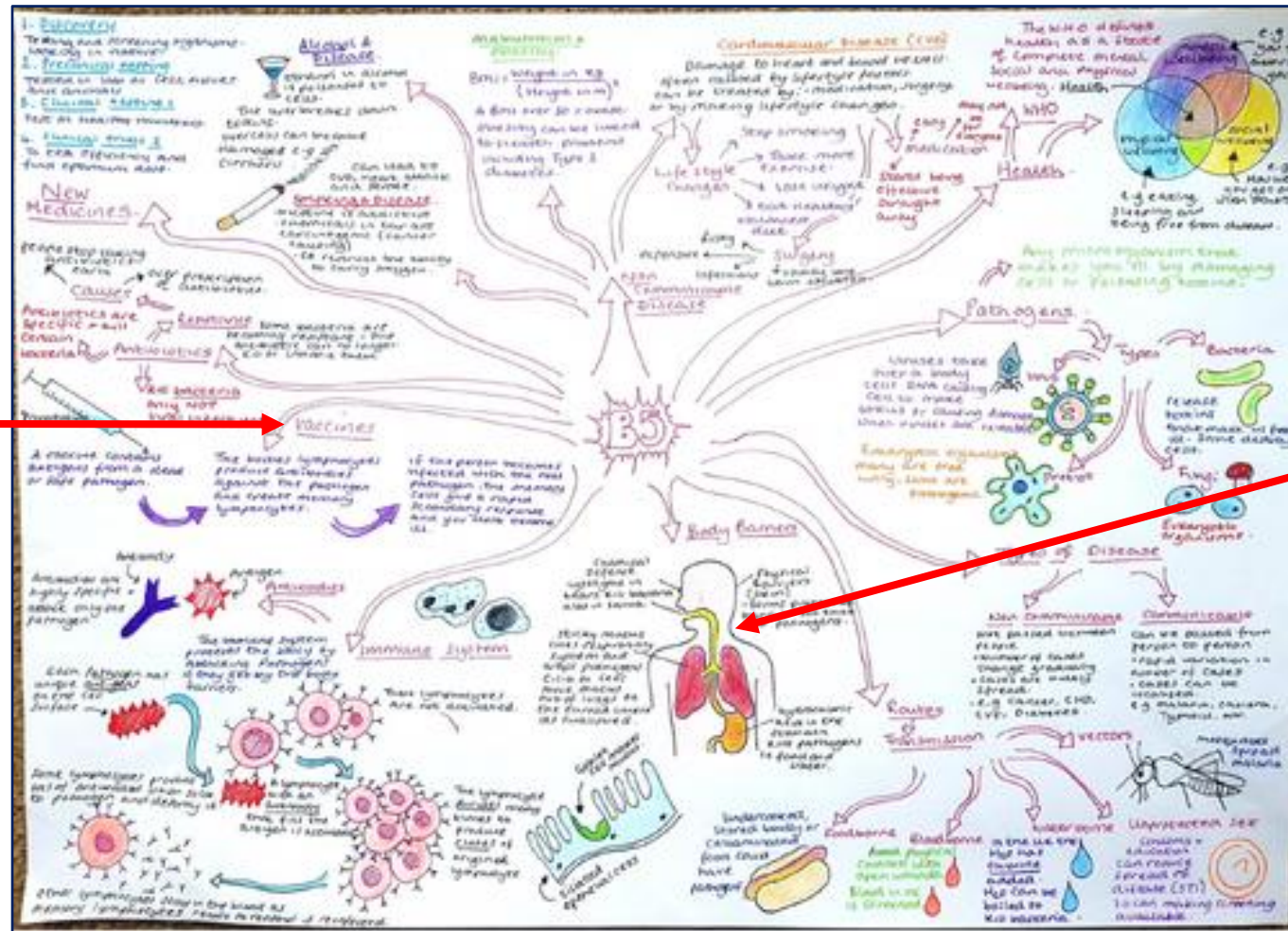
Key words with succinct definitions.



Effective use of revision guide to consolidate information.

Dual coding approach using diagrams along with annotations.

What does a good mind map look like?



Key concepts that then branch out.

Dual coding approach using diagrams.

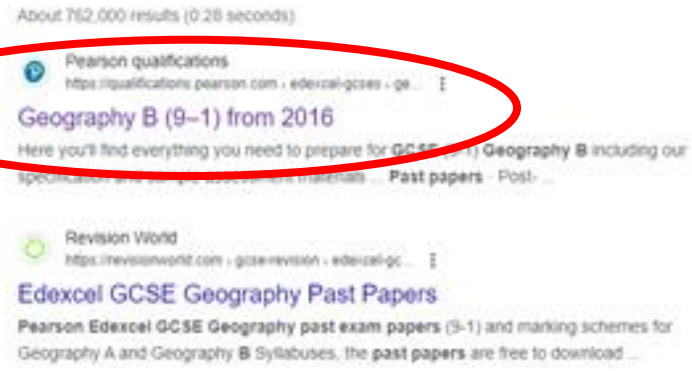
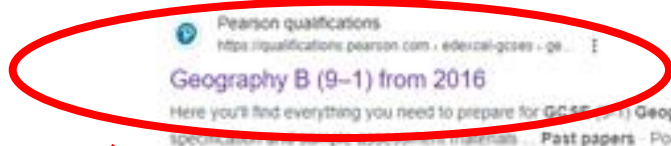
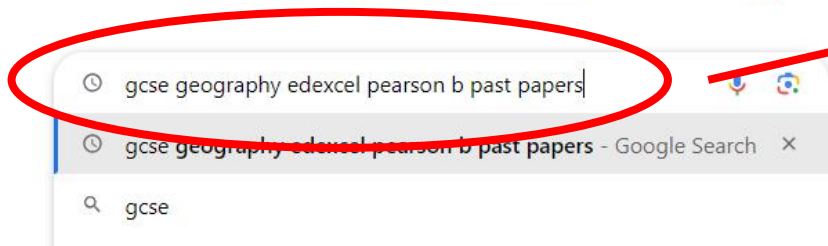
Where can I find past papers and how do I use them?

Where?

- Exam board websites have all past papers available to everyone (apart from the most recent).
- To search for them, type the subject, exam board and past papers into Google. E.g. *'Geography Edexcel B past paper'*.
- You will also find the mark schemes which are helpful.

How?

- Write down the question and look at the marks available.
- Either attempt the question without supporting resources or with – either way, you are applying knowledge to the command of the question.
- Use the mark scheme to check your answer.
- Ask your teacher to look at them.



Course materials

Exam materials (61)

Sort by: Exam Series

Categories:

- Exam materials (61)
- Forms and administration (2)
- Teaching and learning materials (122)

Content type:

- All
- Examiner report (18)
- Mark scheme (18)
- Modified question paper (6)
- Question paper (18)

Exam Series	Expand All
June 2023 NEW	▼
June 2022	▼
November 2021	▼
November 2020	▼
June 2020	▼
June 2019	▼

EXAM SERIES

- All
- June 2023 (10)
- June 2022 (10)
- November 2021 (9)
- November 2020 (10)
- Show more

UNIT

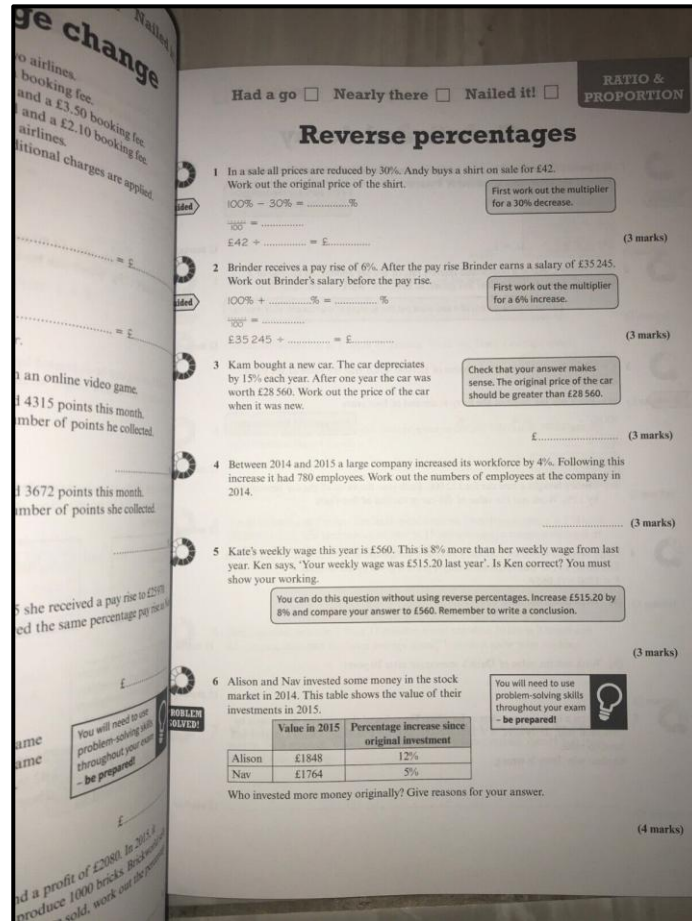
- Paper 1 (23)
- Paper 2 (18)
- Paper 3 (18)

FORMAT

- All
- DOCX (1)

File Name	Format	Size	Date
Mark scheme - Paper 1 - June 2022	PDF	398.5 KB	31 July 2023
Mark scheme - Paper 2 - June 2022	PDF	1.1 MB	31 July 2023
Mark scheme - Paper 3 - June 2022	PDF	834.7 KB	31 July 2023
Modified papers - 1GB0 - June 2022	ZIP	94.2 MB	31 July 2023
Question paper - Paper 1 - June 2022	PDF	877.0 KB	31 July 2023
Question paper - Paper 2 - June 2022	PDF	3.7 MB	31 July 2023
Question paper - Paper 3 - June 2022	PDF	2.5 MB	31 July 2023

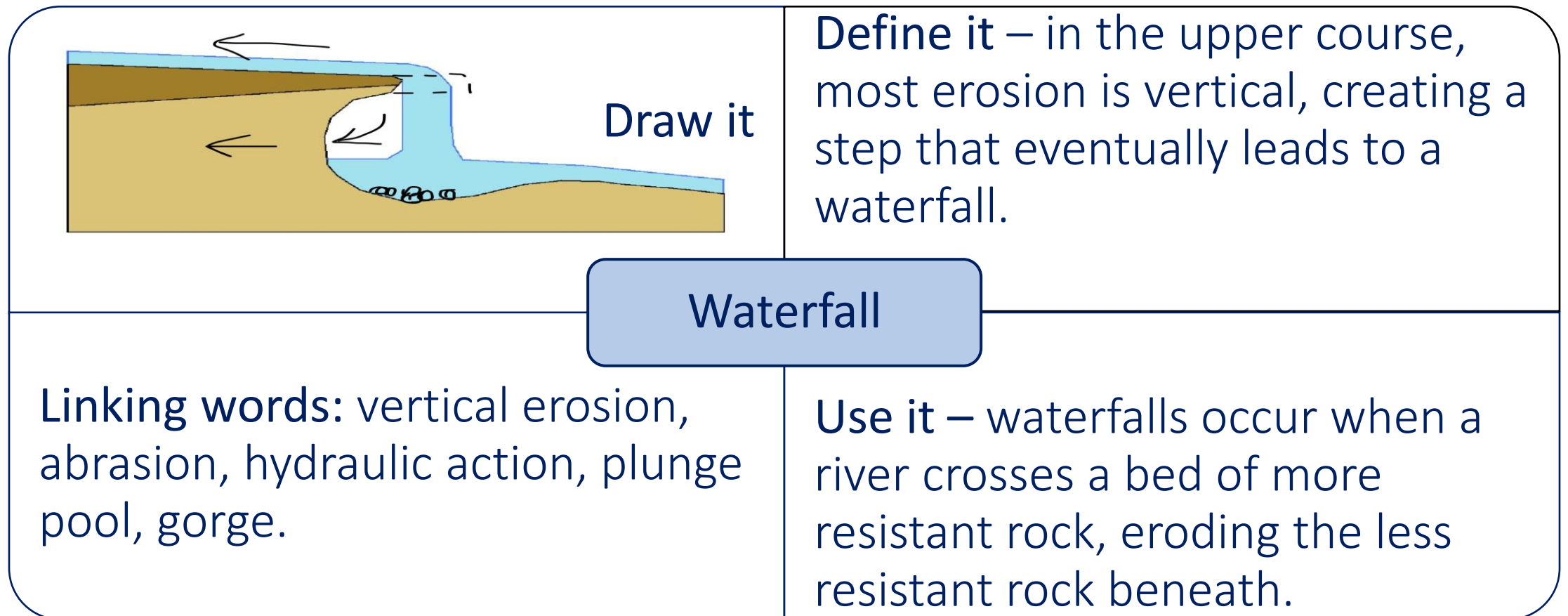
What are revision workbooks?



- Workbooks are different from revision guides – they contain questions and activities to promote recall.
- Most subjects have several to available from different publishers.
- Check with your teacher if you are going to buy one so it is the right exam board and most useful.

What is a graphic organiser?

Below is an example of a graphic organiser. This could be done in a notebook or on a series of flashcards. Again, it uses images and key terms.



Create a revision timetable and plan specifically what you are going to revise.

Monday	Tuesday	Wednesday	Thursday	Friday	Saturday	Sunday



What to include in your revision timetable

1. Write in your non-negotiables e.g. exam dates, work, clubs.
2. Identify the topics in your subjects you need to prioritise.
3. Start detailing your revision plans e.g. subject and topic, duration, method (past paper question, flash cards, online quizzing).
4. Having planned in advance, have the necessary resources such as revision guides and past papers ready.
5. Plan rewards and treats.



Monday	Tuesday	Wednesday	Thursday	Friday	Saturday	Sunday
Geography – earthquakes Maths – algebra	English – Macbeth PE – muscles	Maths – ratio History - medicine	Science – chemistry Football training 5:30	Science – biology	Mum’s Birthday – day off!	French – speaking Geography – volcanoes
Maths - statistics History - Normans	Science – physics English – Macbeth	Science – biology Geography – coasts	English – Macbeth Football training 5:30	Out with friends.	Science – chemistry and biology. Gym 11:00	French – writing Bake a cake!

Example



5th
eng lang 1 & 2
maths

17th
eng lit 1
chemistry

18th
eng lit 1
biology

19th
Physics
maths

20th
maths
PE 1

21st
history
geography
PE 1

22nd
PE 2
geography

23rd
eng lang 1 & 2
maths

24th
eng lit 1
chemistry

25th
eng lit 1
biology

26th
Physics
maths

27th
maths
PE 1 & 2

28th
history
geography
PE 1 & 2

29th
PE 2
geography

30th
eng lang 1 & 2
maths

31st
eng lit 1
chemistry

1st
eng lit 1
biology
geography

2nd
Physics
maths
PE 1 & 2

3rd

4th

15th
eng lang
maths
PE 2

Example

6th
eng lang 1
maths P1
mocks
eng lang 2
chemistry

7th
eng lang 2
chemistry
mocks
eng lit 1
biology

8th
eng lit 1
biology
mocks
Physics
geography

9th
Physics
maths P2
mocks
PE 1
maths

10th
maths P3
PE 1
mocks

11th
history
geography
PE 2

12th
~~eng lang~~
PE 2
geography
history

13th
history
geography
mocks
PE 2

14th
PE 2
mocks
French
Speaking banks

15th
French R/L
French
Speaking banks

16th
French
Speaking banks

17th
French
Writing
French
Speaking banks

18th
French
Speaking banks

19th
French
Speaking banks

20th
French
Speaking banks

Important dates and information

- Year 11 Spring Mocks – 24th February to 7th March.
- Year 11 Parents Evening – Wednesday 26th March.
- Friday 9th May – GCSE examinations begin.
- Last date of examinations (contingency) – Wednesday 25th June.
- Results day – Thursday 21st August.

- **Target grade** – a target generated from KS2 and early KS3 testing/data.
- **Mock grade** – your result(s) from the past papers that were sat.
- **Forecast grade** – what your teacher believes you will get in August.
- **Disqualified** – if you were cited more malpractice.